



FLEXMOUNT HD P/N 1002 HD, 1002S HD

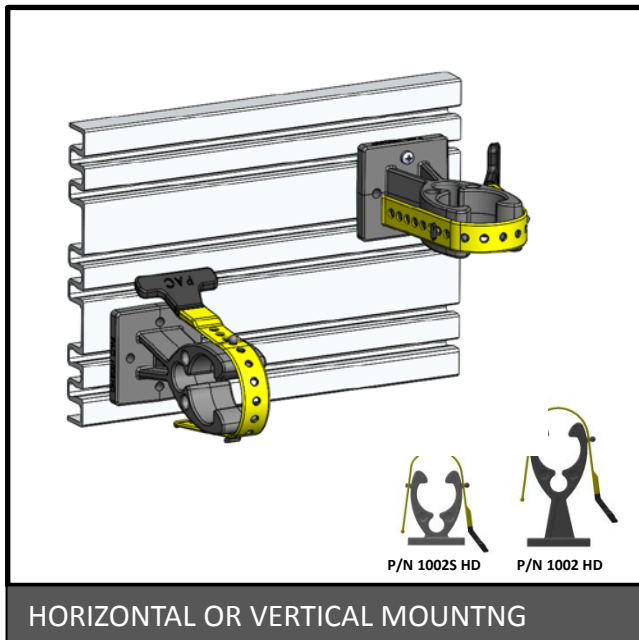
INSTALLATION INSTRUCTIONS




For additional assistance call 888-514-0083 between 8AM-5PM EST or email: info@pactoolmounts.com

CAUTION

To avoid the risk of personal injury, property damage or product damage, please use the included fasteners for mounting.

- * The bracket must be securely mounted to a stable surface and material.
- * When mounting bracket to PAC TRAC aluminum products **P/N 7000, P/N 7020, P/N 7040, P/N 7050** with the included Trac Lok inserts **P/N 7016**, torque the screws to a maximum 15 in-lbs.
- * PAC recommends regular and frequent inspections to be certain of proper operation and installation.



MTG. HARDWARE		QTY
PAC Fastener Packet P/N 7028		
 P/N 2046	#10-24 x 1 S.S. Pan Head Screw	2
 P/N 2049LN	#10-24 S.S. Locking Hex Nut	2
 P/N 7016	Trac Lok Insert	2

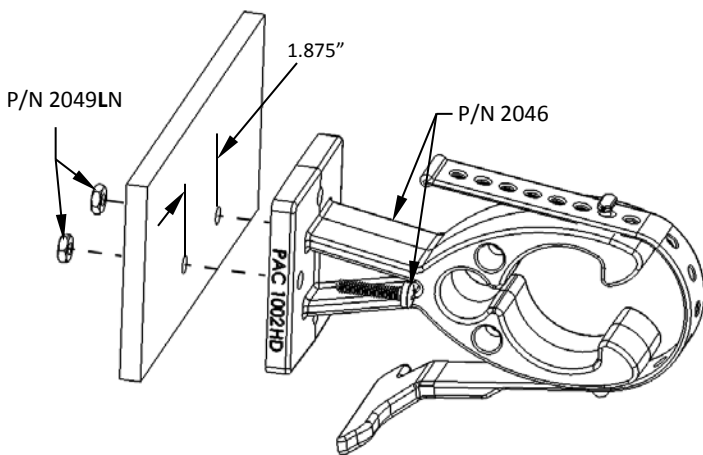


FIGURE 1
(Thru Mounting Method)

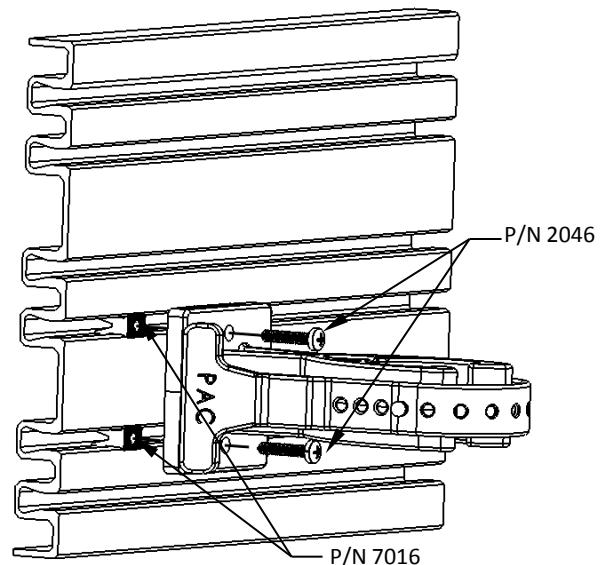


FIGURE 2
(PAC TRAC Mounting)